
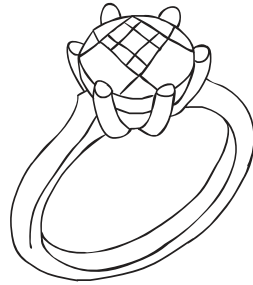





Student's Worksheet

Your Valentine's Day Card

TASK 1. Find words for the pictures in the wordsearch. List them below. The first letters are given.



Q	E	Y	B	N	C	A	R	D	L
U	T	J	F	D	V	M	O	K	G
W	A	S	V	K	I	S	S	X	F
E	Z	D	I	C	B	U	E	N	D
C	H	O	C	O	L	A	T	E	S
A	T	V	F	H	S	J	G	C	I
P	H	E	A	R	T	R	D	U	P
I	O	X	N	I	Z	E	G	P	V
Q	G	T	R	N	P	U	W	I	M
B	U	V	A	G	I	Q	C	D	A



R____

C_____

C_____

C_____

K____

H_____

R_____

D_____

Student's Worksheet B

Your Valentine's Day Card


TASK 2. Follow the instructions to finish the Valentine's Day card.

1. Choose one of the poems and write it on the card.

Roses are red,
Violets are blue,
Sugar is sweet,
And so are you.

I love you,
You love me,
We are a happy
Family.

2. Draw a box of chocolates on the left of the poem.
3. Draw two doves on the right of the poem.
4. Draw three hearts somewhere on the card.
5. Draw a kiss on the stamp.
6. Who is the card for? Write the name after 'To:'.
7. Who is the card from? Write your name, or write 'Your secret admirer'.
8. Colour your card.
9. Cut out your card.
10. Give your card to somebody!

<p>.....</p> <p>.....</p> <p>.....</p> <p>.....</p>	 <p>To:</p> <p>From:</p>
---	---